



Vinyl rigid
core flooring





Your home, as new. It's that simple!

Planning a renovation? Settling into a new place?
Or maybe you just need a change?
With Vilo products you can change your place on your own:
affordable, quick and easy. And the effects will be unique.

A new high-quality floor will add class to your interior and
you will feel the comfort of its use. Vinyl flooring
with a rigid core is a great choice if you care both about
aesthetic and durable finish of the floor.



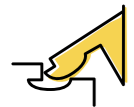
New quality of the floor




Vinyl floor with a rigid core (called rigid floor) is a new quality in the offer of Vilo floors. The rigid core gives it exceptional durability, and the UV-curable ceramic mat coating makes the floor resistant to scratches and stains. Additionally, the construction of the panels ensures their complete water resistance.



The advantage of a vinyl floor with a rigid core is that it can be used on uneven ground without a self-leveling compound (for unevenness <math>< 2 \text{ mm}</math>), which is a must in case of vinyl floors without a rigid core. Importantly, a floor with a solid core can be laid directly on ceramic tiles without filling the remaining joints invisible under the panels.



Installing a rigid core floor is much easier than installing any other vinyl floor. An assembly knife is enough to cut the panels. The connection of the panels is strong and durable.



Such a floor is suitable for rooms with water underfloor heating, and its technical parameters make it ideal for use in apartments and houses.



Durable vinyl flooring

A range of colours to choose from

The rigid floor collection includes 16 colours, so you will easily find the one that will perfectly emphasize the character of your interior. For an even better effect, try Vilo skirting boards - there is certainly the solution matching the colour of your floor that is at the same time interesting in form and functional. Do not forget about a special underlay for the floor - you will find it in the Vilo offer.

Floor, underlay, skirting boards, glue - all from Vilo



Aesthetic and practical

Vinyl rigid core flooring | Colours

The colours of Vilo rigid floor are sixteen shades of oak. Pay attention to the deep structure reproducing the pattern of the wood, obtained thanks to the high quality of the decorative foil that is one of the layers of the panels. The effect developed in the technological process gives the rigid floor the look of a natural oak floor.



Oak Old
181 x 1218 x 4 mm



Oak Royal
181 x 1218 x 4 mm



Oak Whitewashed
181 x 1218 x 4 mm



Oak Mist
181 x 1218 x 4 mm



Oak Mist



Easy installation

The installation of Vilo floor does not require professional skills and does not take much time. You will do all the work yourself or with the help of another person.

Vinyl rigid core flooring | Colours



Oak Light
181 x 1218 x 4 mm



Oak Grey
181 x 1218 x 4 mm



Oak Dusty
181 x 1218 x 4 mm



Oak Desert
181 x 1218 x 4 mm



Oak Classic
181 x 1218 x 4 mm



Oak Sunny
181 x 1218 x 4 mm



Oak Desert

Vinyl rigid core flooring | Colours



Oak Noble
181 x 1218 x 4 mm



Oak Smoke
181 x 1218 x 4 mm



Oak Gold
181 x 1218 x 4 mm



Oak Natur
181 x 1218 x 4 mm



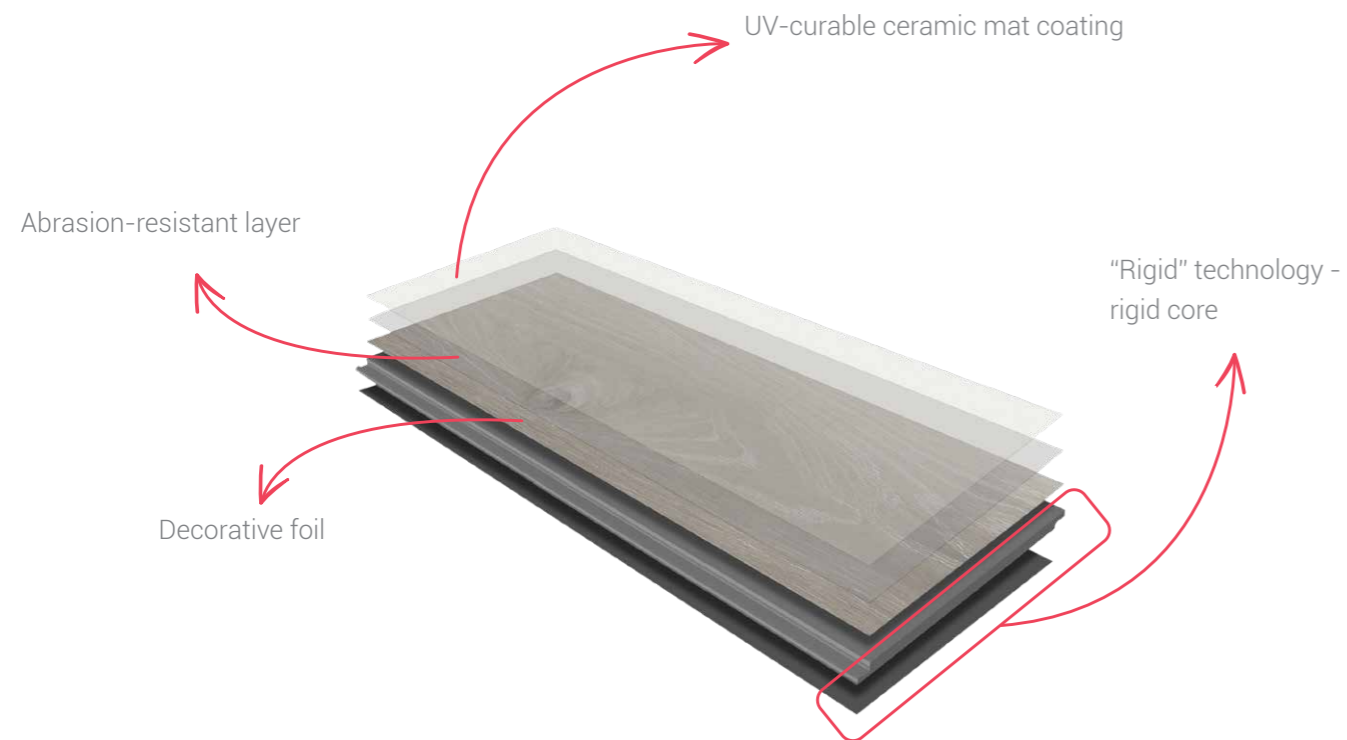
Oak Brown
181 x 1218 x 4 mm



Oak Chestnut
181 x 1218 x 4 mm



Oak Chestnut



You have just chosen your new floor - now you need to install it. You will get the effect quickly. It's really that simple.

1. Make sure there is an expansion joint of 0.75 mm per a running meter of the Vilo floor - take it into account in every direction and around the perimeter of the room.
2. Position the end connector of the panel to be mounted at an angle of 20° to 30° to the relation to the end connector of a panel already mounted.
3. Carefully position the panel approximately 5 mm from the long joint.
4. Raise the panel by 25° while applying pressure. The panel will slide in and snap into place.
5. Place the tongue in the groove.
6. Arrange the panels in rows.



Have any doubts?
See the detailed instruction
of installation on the back
of the packaging
or at www.vilohome.com



